

Handrail



LJ-6000

Contemporary 1-1/4" Plowed
 8', 10', 12', 14', 16'
 Red Oak, Maple



LJ-6001

Contemporary 1-3/4" Plowed
 8', 10', 12', 14', 16'
 Red Oak, Maple



LJ-6002

Contemporary (for side mounting)
 8', 10', 12', 14', 16'
 Red Oak, Maple



LJ-6010

Traditional
 8', 10', 12', 14', 16'
 Red Oak



LJ-6010SC

Solid Cap Traditional
 8', 10', 12', 14', 16'
 Maple



LJ-6010P/6000F

Trad. Plowed 1-1/4" w/LJ-6000F Fillet
 8', 10', 12', 14', 16'
 Red Oak




LJ-6010PSC/6000F

Solid Cap Trad. Plwd 1-1/4" w/Fillet
 8', 10', 12', 14', 16'
 Maple



LJ-6210

Traditional
 8', 10', 12', 14', 16'
 Red Oak



LJ-6210SC

Solid Cap Traditional
 8', 10', 12', 14', 16'
 Maple



LJ-6210P/6007

Trad. Plowed 1-3/4" w/ Fillet
 8', 10', 12', 14', 16'
 Red Oak




LJ-6210PSC/6007

Solid Cap Trad Plwd 13/4" w/Fillet
 8', 10', 12', 14', 16'
 Maple




LJ-6400

Victorian
 8', 10', 12', 14', 16'
 Red Oak



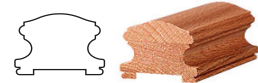
LJ-6400SC

Solid Cap Victorian
 8', 10', 12', 14', 16'
 Maple



LJ-6400P

Victorian Plowed 1-3/4"
 8', 10', 12', 14', 16'
 Red Oak



LJ-6400PSC

Solid Cap Victorian Plowed 1-3/4"
 8', 10', 12', 14', 16'
 Maple



LJ-6519

Hampton
 8', 10', 12', 14', 16'
 Red Oak



LJ-6519SC

Solid Cap Hampton
 8', 10', 12', 14', 16'
 Maple



LJ-6519P

Hampton Plowed 1-3/4"
 8', 10', 12', 14', 16'
 Red Oak



LJ-6519PSC

S.C. Hampton Plwd 1-3/4"
 8', 10', 12', 14', 16'
 Maple

Shoe Rail



LJ-6000S

Shoe Plowed 1-1/4"
 8', 10', 12', 14', 16'
 Red Oak, Maple



LJ-6001S

Shoe Plowed 1-3/4"
 8', 10', 12', 14', 16'
 Red Oak, Maple



LJ-6006

Shoe Plowed 1-3/4"
 8', 10', 12', 14', 16'
 Red Oak, Maple



LJ-6045

Shoe Plowed 1-1/4"
 8', 10', 12', 14', 16'
 Red Oak, Maple

Wall Rail



LJ-6040

Wall Rail
 8', 10', 12', 14', 16'
 Red Oak, Beech

Fillet



LJ-6000F

Fillet
 1-1/4" x 5/16"
 Red Oak, Maple



LJ-6007

Fillet
 1-3/4" x 5/16"
 Red Oak, Maple













LJ-6050

Fillet
 1-1/4" x 5/16"
 Red Oak, Maple












Iron Balusters

 <p>LI-5100S Single Basket - Smooth 35", 38", 42" Silver Vein Satin Black Oil Rubbed Copper</p>	 <p>LI-5105S Double Basket - Smooth 35", 38", 42" Silver Vein Satin Black Oil Rubbed Copper</p>	 <p>LI-5110S Single Twist - Smooth 35", 38", 42" Silver Vein Satin Black Oil Rubbed Copper</p>	 <p>LI-5111S 1/2 x 1/2 Plain - Smooth 42" Silver Vein Satin Black Oil Rubbed Copper</p>
 <p>LI-5115S Double Twist - Smooth 35", 38", 42" Silver Vein Satin Black Oil Rubbed Copper</p>	 <p>LI-5170HF Single Gothic - Hammered Face 35", 38", 42" Silver Vein Satin Black Oil Rubbed Copper</p>	 <p>LI-5175HF Double Gothic - Hammered Face 35", 38", 42" Silver Vein Satin Black Oil Rubbed Copper</p>	
 <p>LI-5176HF Gothic Basket - Hammered Face 35", 38", 42" Silver Vein Satin Black Oil Rubbed Copper</p>	 <p>LI-5190HE Single Forged-Hammered Edge 35", 38", 42" Satin Black</p>	 <p>LI-5195HE Double Forged-Hammered Edge 35", 38", 42" Satin Black</p>	

Iron Accessories

 <p>LI-3100 Angled Collar Silver Vein Satin Black Oil Rub Copper</p>	 <p>LI-3101 Flat Collar Silver Vein Satin Black Oil Rub Copper</p>	 <p>LI-3104 HE/HF Angled Collar Silver Vein Satin Black Oil Rub Copper</p>	 <p>LI-3105 HE/HF Flat Collar Silver Vein Satin Black Oil Rub Copper</p>	 <p>LI-3106 Adjustable Knuckle Silver Vein Satin Black Oil Rub Copper</p>	<p>LI-3705 Job-Lot Caulk Gun Adhesive Kit</p> <p>LI-3706 Job-Lot Adhesive Nozzle</p>
--	--	--	--	--	--

Wood Balusters

 <p>LJ-5005 Hampton Sqr Top 34", 38", 42" Red Oak Maple Primed</p>	 <p>LJ-5015 Colonial Taper Top 34", 38", 42" Red Oak Maple Primed</p>	 <p>LJ-5060 Square Craftsman 34", 38", 42" Red Oak Maple</p>	 <p>LJ-5067 Square Top 34", 38" Red Oak Primed</p>	 <p>LJ-5141 Square Top 34", 38", 42" Red Oak Maple</p>
 <p>LJ-5200 Hampton Taper Top 34", 38", 42" Red Oak Maple Primed</p>	 <p>LJ-5360 Square Craftsman 34", 38", 42" Red Oak Maple Primed</p>	 <p>LJP-2005 Plain Square Top 34", 38", 42" Red Oak Maple Primed</p>	 <p>LJP-2015 Plain Taper Top 34", 38", 42" Red Oak Maple Primed</p>	

Post-to-Post Wood Newels



LJ-4000
 Craftsman
 3-1/2" x 48"
 Red Oak
 Maple



LJ-4001
 Craftsman
 3-1/2" x 58"
 Red Oak
 Maple



LJ-4004
 Utility
 3-1/2" x 48"
 Red Oak
 Maple



LJ-4004RT
 Utility
 3-1/2" x 48"
 Red Oak
 Maple



LJ-4005
 2nd Floor Landing
 3-1/2" x 58"
 Red Oak
 Maple



LJ-4005RT
 2nd Floor Landing
 3-1/2" x 58"
 Red Oak
 Maple



LJ-4006
 Inter. Landing
 3-1/2" x 73"
 Red Oak
 Maple



LJ-4006RT
 Inter. Landing
 3-1/2" x 73"
 Red Oak
 Maple



LJ-4040
 Shortest Utility
 3" x 48"
 Red Oak
 Maple



LJ-4042
 Longest Utility
 3" x 58"
 Red Oak
 Maple



LJ-4045
 2nd Floor Landing
 3" x 58"
 Red Oak
 Maple



LJ-4046
 Inter. Landing
 3" x 73"
 Red Oak
 Maple



LJ-4110
 Craftsman
 3" x 48"
 Red Oak
 Maple



LJ-4180
 Shortest Utility
 3-1/4" x 48"
 Red Oak
 Maple



LJ-4182
 Longest Utility
 3-1/4" x 58"
 Red Oak
 Maple



LJ-4185
 2nd Floor Landing
 3-1/4" x 58"
 Red Oak
 Maple



LJ-4186
 Inter. Landing
 3-1/4" x 73"
 Red Oak
 Maple



LJ-4500
 Shortest Utility
 3-1/2" x 48"
 Red Oak
 Maple



LJ-4503
 2nd Floor Landing
 3-1/2" x 58"
 Red Oak
 Maple



LJ-4504
 Longest Utility
 3-1/2" x 58"
 Red Oak
 Maple



LJ-4505
 Inter. Landing
 3-1/2" x 73"
 Red Oak
 Maple



LJP-3040
 Shortest Utility
 3-1/2" x 48"
 Red Oak
 Maple



LJP-3042
 Longest Utility
 3-1/2" x 58"
 Red Oak
 Maple



LJP-3045
 2nd Floor Landing
 3-1/2" x 58"
 Red Oak
 Maple



LJP-3046
 Inter. Landing
 3-1/2" x 73"
 Red Oak
 Maple

Over-the-Post Wood Newels



LJ-4010
 Shortest Utility
 3" x 43"
 Red Oak
 Maple



LJ-4014
 Longest Utility
 3" x 50"
 Red Oak
 Maple



LJ-4015
 Inter. Landing
 3" x 58"
 Red Oak
 Maple



LJ-4270
 Shortest Utility
 3-1/4" x 43"
 Red Oak
 Maple



LJ-4274
 Longest Utility
 3-1/4" x 50"
 Red Oak
 Maple



LJ-4275
 Inter. Landing
 3-1/4" x 58"
 Red Oak
 Maple



LJP-3010
 Shortest Utility
 3-1/2" x 43"
 Red Oak
 Maple



LJP-3014
 Longest Utility
 3-1/2" x 50"
 Red Oak
 Maple



LJP-3015
 Inter. Landing
 3-1/2" x 58"
 Red Oak
 Maple

Box Newels



LJ-4075
 Box Newel
 3-1/2" x 66-3/4"
 Red Oak
 Maple



LJ-4175SL
 Sleeve for LJ-4075
 4-1/2" x 22-3/16"
 Red Oak
 Maple



LJ-4091
 Traditional Style
 6-1/4" x 55"
 Red Oak
 Maple



LJF-4091
 Trad. Style Fluted
 6-1/4" x 55"
 Red Oak
 Maple



LJRC-4091
 Trad. Recessed Pnl
 6-1/4" x 55"
 Red Oak
 Maple



LJRA-4091
 Trad. Raised Pnl
 6-1/4" x 55"
 Red Oak
 Maple



LJ-6010 Rail Fittings



LJ-7008
 Coped End
 Red Oak
 Maple



LJ-7009
 Returned End
 Red Oak
 Maple



LJ-7010SB
 Starting Easing
 Red Oak
 Maple



LJ-7011
 Level Quarterturn
 Red Oak
 Maple



LJ-7012SB
 Upeasing
 Red Oak
 Maple



LJ-7019
 One Opening Newel Cap
 Red Oak
 Maple



LJ-7020
 Two Opening Newel Cap
 Red Oak
 Maple



LJ-7021
 Quarterturn Newel Cap
 Red Oak
 Maple



LJ-7030SB
 Left Hand Volute
 Red Oak
 Maple



LJ-7035SB
 Right Hand Volute
 Red Oak
 Maple



LJ-7040SB
 5" Left Hand Turnout
 Red Oak
 Maple



LJ-7045SB
 5" Right Hand Turnout
 Red Oak
 Maple



LJ-7047
 Left Hand "S" Fitting
 Red Oak
 Maple



LJ-7048
 Right Hand "S" Fitting
 Red Oak
 Maple



LJ-70RD
 Rail Drop
 Red Oak
 Maple

LJ-6210 Rail Fittings



LJ-7208
 Coped End
 Red Oak
 Maple



LJ-7209
 Returned End
 Red Oak
 Maple



LJ-7210SB
 Starting Easing
 Red Oak
 Maple



LJ-7211
 Level Quarterturn
 Red Oak
 Maple



LJ-7212SB
 Upeasing
 Red Oak
 Maple



LJ-7219
 One Opening Newel Cap
 Red Oak
 Maple



LJ-7220
 Two Opening Newel Cap
 Red Oak
 Maple



LJ-7221
 Quarterturn Newel Cap
 Red Oak
 Maple



LJ-7230SB
 Left Hand Volute
 Red Oak
 Maple



LJ-7235SB
 Right Hand Volute
 Red Oak
 Maple



LJ-7240SB
 5" Left Hand Turnout
 Red Oak
 Maple



LJ-7245SB
 5" Right Hand Turnout
 Red Oak
 Maple



LJ-7247
 Left Hand "S" Fitting
 Red Oak
 Maple



LJ-7248
 Right Hand "S" Fitting
 Red Oak
 Maple



LJ-72RD
 Rail Drop
 Red Oak
 Maple

Starting Steps



LJ-8010
 Single Bull Nose - 48"
 Red Oak, Maple



LJ-8010-2
 False End and Riser
 Red Oak, Maple

Treads and Risers



LJ-8075
 Riser
 3/4" x 8"
 36", 42", 48", 60"
 Red Oak, Maple



LJ-8070
 Plain Tread
 1" x 10-1/2"
 36", 42", 48", 60"
 Red Oak, Maple



LJ-8070
 Plain Tread
 1" x 11-1/2"
 36", 42", 48", 60"
 Red Oak, Maple



LJ-8070-1RV
 Reversible 1 End Tread
 1" x 10-1/2"
 42", 48", 54", 60"
 Red Oak, Maple



LJ-8070-1RV
 Reversible 1 End Tread
 1" x 11-1/2"
 42", 48", 54", 60"
 Red Oak, Maple

False Treads and Risers



S-8071LH
 Left Hand False End
 with Mitered Return
 Red Oak, Maple



S-8071RH
 Rt Hand False End
 with Mitered Return
 Red Oak, Maple



LJ-8076
 False Riser
 Red Oak, Maple



LJ-8078
 False Tread Moulding
 Red Oak, Maple



LJ-8172
 Closed Tread Kit
 Red Oak, Maple



LJ-8179
 Dbl Miter Return Kit
 Red Oak, Maple

Landing Tread (lft)



LJ-8090-5
 5-1/4" Landing Tread
 Red Oak, Maple

Mouldings



LJ-8080
 Lineal Return Nosing
 Red Oak, Maple



LJ-8095
 Lineal Cove Moulding
 Red Oak, Maple

Accessories



LJ-7026
 Round Rosette
 Red Oak, Maple



LJ-7027
 Oval Rosette
 Red Oak, Maple



LJ-7033
 Rectangular Rosette
 Red Oak, Maple

Skirtboard



S3S
 3/4" x 11-1/4" x 16'
 Oak, Maple, Mendo



S4S
 1" x 4", 1" x 6", 1" x 8"
 Oak, Maple